

D. POPULATION & DEMOGRAPHICS

A comprehensive plan needs to provide for a proper relationship between the town's future population and its environment. As such, most phases of the plan are either dependent upon, or strongly influenced by, the size and composition of the town's future population. More information on household composition and the housing stock is presented in the Housing section of this plan.

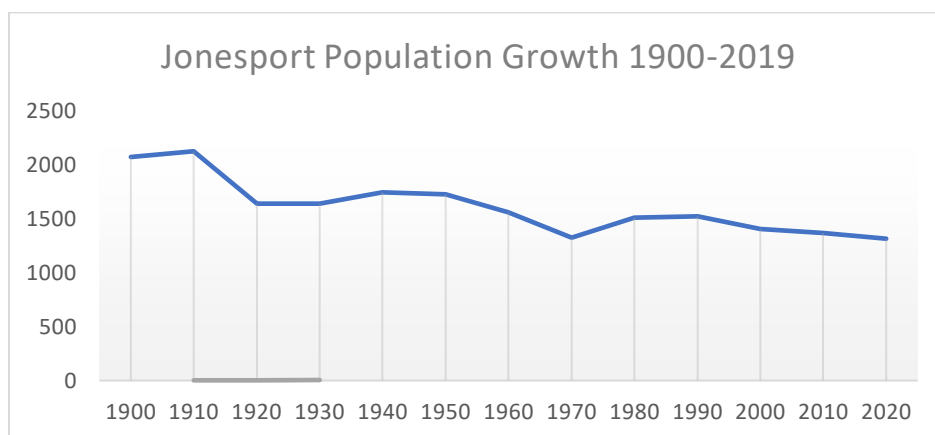
SUMMARY OF KEY FINDINGS

- Jonesport's population grew between 1970 and 1990 but there has been no growth in the last 15 years.
- Maine Office of Policy and Management forecasts a population increase to 1402 representing a 5.3% increase between 2018 and 2038.
- Median age in Jonesport is 48.4 as of the 2019 American Community Survey
- Mirroring the trend in Washington County and the state, household size in Jonesport has decreased as retirees and empty nesters occupy more of the town's housing stock.
- Jonesport schools are trending toward declining enrollments which is in line with the decrease in average household size.

POPULATION STATISTICS

Populations and Growth Rates

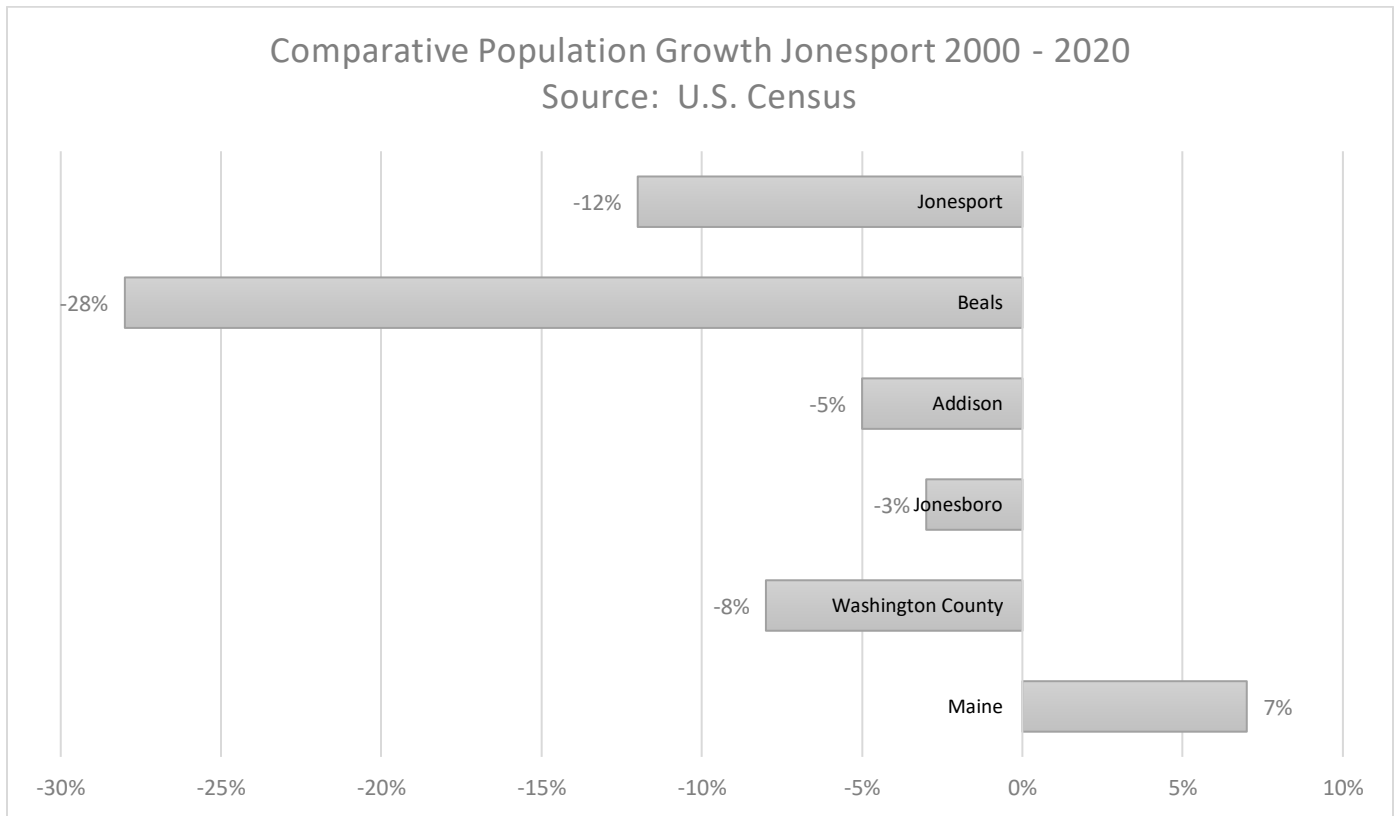
Jonesport's population increased in the early part of the 20th century with a peak of 2129 residents in 1910 and a steady population decline until 1940 when Jonesport's population rebounded from 1641 residents in 1930 to 1745 individuals. After the 1950's, the population declined steadily to its current population of 1317 individuals. Census data for the 21st century reveals that Jonesport's population has declined by an average of 45 residents per decade.



Source: U.S. Census Bureau

Comparative Population Growth

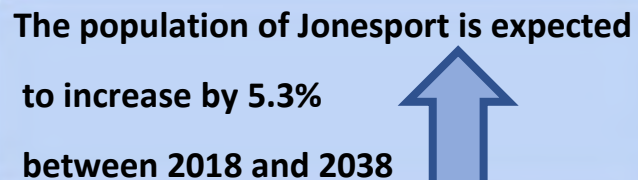
From 2000 to 2020, the population of Jonesport decreased by nearly 12%. Jonesport’s population decline was higher than the average in Washington County however the graph below demonstrates the wide range of decline in the surrounding communities of Jonesboro, Addison, Machias, and Beals. Between 2000 and 2020 the population in Jonesport declined from 1408 to 1245, a loss of 12% while the population in neighboring Beals declined 28% between 2000 and 2020. In the same time span, the population of Washington County declined by 8% while the overall state population increased by 7%.



Population Forecasts

According to the Maine Office of Policy and Management projections the population of Jonesport is predicted to increase from 1331 individuals in 2018 to 1365 by 2024, to 1389 individuals by 2028 and 1401 individuals by 2033, and 1402 individuals by 2038 representing an increase in population of 5.3%. Due to the long-term decline in the population of Jonesport, the forecasted increase would not put undue pressure on housing, municipal services, or the local school systems. Although Jonesport is currently of interest to aquaculture firms, there is not an employer that would enlarge the daytime population to a higher level than its resident population.

The population of Jonesport is expected to increase by 5.3% between 2018 and 2038



Seasonal Population

According to the U.S. Census Bureau, seasonal housing is defined as vacant housing units intended for occupancy only during certain seasons of the year and are found primarily in resort areas. The owners of these units were counted in their usual place of residence when the Census was conducted. Between 2015 and 2019, the 281 seasonal units accounted for nearly 28% of the housing stock in Jonesport, a 4% increase from 2010 – 2014. However, the data reported are estimates with a margin of error of +/- 54 (Maine State Housing Authority utilized data from the American Community Survey Table B025024; B025032.) Given the anticipated increase in Jonesport's population, seasonal residents who choose to stay year-round may account for some of the expected population increase. The seasonal population in Jonesport provides economic benefits to the town and the surrounding regions including the service area of Machias. Aside from providing an economic benefit, seasonal residents participate in community groups and local festivals as volunteers.

Age Distribution

Overall, the population of Jonesport is getting older due to an increase in the elderly population who are remaining in Jonesport and a significant decline in individuals between 18 and 21 years of age as well as a marked decline in individuals between the ages of 35 and 44 years of age. American Community Survey (ACS) data from 2019 reflect a decline in population for individuals under 21 years of age however the large margins of error in the ACS may mask the actual decline in certain population sets.

According to the 2019 American Community Survey, the median age of 48.4 in Jonesport has decreased by 2.3 years since 2014 however, the margin of error related to the ACS data between 2014 and 2019 is of note.